

## 2-PIECE OTTER FENCE RL19/180/5 C14 & RL6/50/5 C5

### Overview

RL19/180/5 C14 combined with RL6/50/5 C5 is designed as a two-piece otter fence for installation in areas of restricted accessibility. This enables the RL6/50/5 (ground skirt) to be installed before the intermediate posts and RL19/180/5 (top net) are installed. The two nets are connected with netting clips. The nets have pre-stripped ends for ease of joining. It features solid vertical wires and the unobtrusive high pressure bonded Torus knot which does not have any sharp edges. Tornado Torus Otter Fence is manufactured with high tensile wire which strains tighter than mild steel and so requires fewer intermediate posts, making it quicker to erect. It does not stretch with weathering so does not need to be retightened annually.

### Compliance with British and European Standards

BSEN 10218 - Steel Wire and Wire Products part 2 - General Wire Dimensions and Tolerances.

BSEN 10223 - Steel Wire and Wire Products for Fencing and Netting part 5 - Steel Wire Woven Hinged Joint and Knotted Mesh Fencing.

BSEN 10244 - Steel Wire and Wire Products Non-ferrous Metallic Coatings on Steel Wire part 2 - Zinc or Zinc Alloy Coatings (all Tornado products galvanised to class A).

### Sustainability

All Tornado products are 100% recyclable.

### Traceability

This fence is batch marked and can be traced back to point of manufacture.

### Installation Guidelines

A straining post is required at every major change in direction or any termination and should be supported by a strut or box assembly. Netting should be tied off on the straining posts by hand or with suitable joiners. Cranked brackets at the top of fencing face outwards and are an ideal way to protect enclosures from animals that might otherwise climb over fencing. When tensioning the fence the 'crimp' in the net should be reduced by approx: 50%. Avoid driving staples tight against the wire as this will damage the galvanised coating.

### Health and Safety

It is recommended that safety gloves, boots and glasses are worn at all times when handling the product.

### Suitable for

- Otter Exclusion
- Fisheries

### Specification

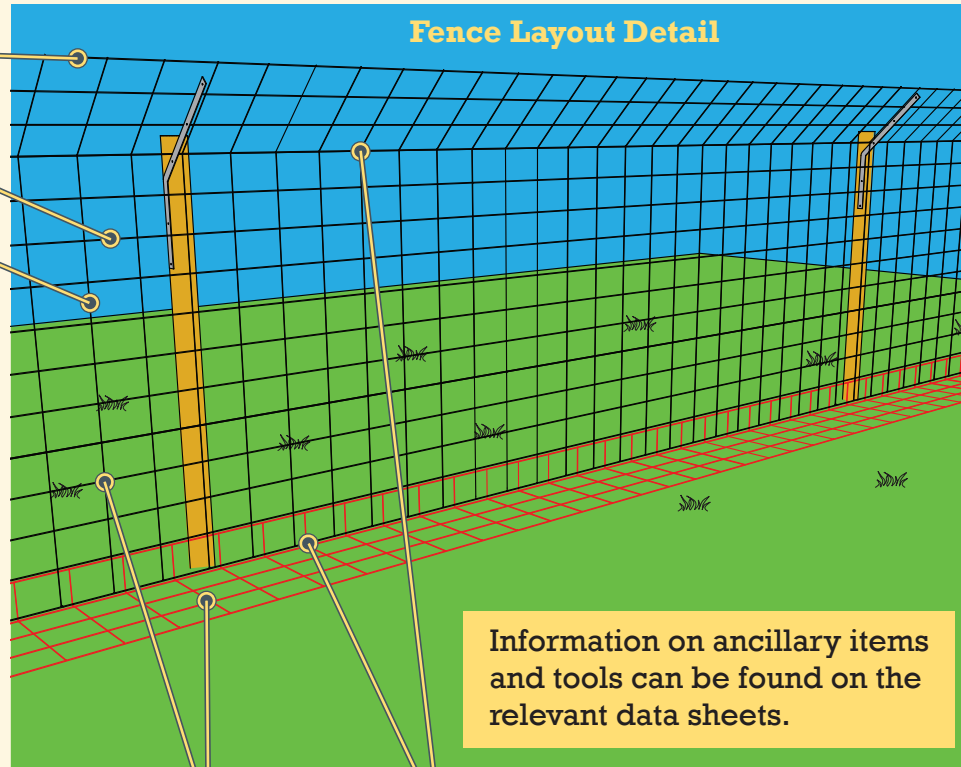
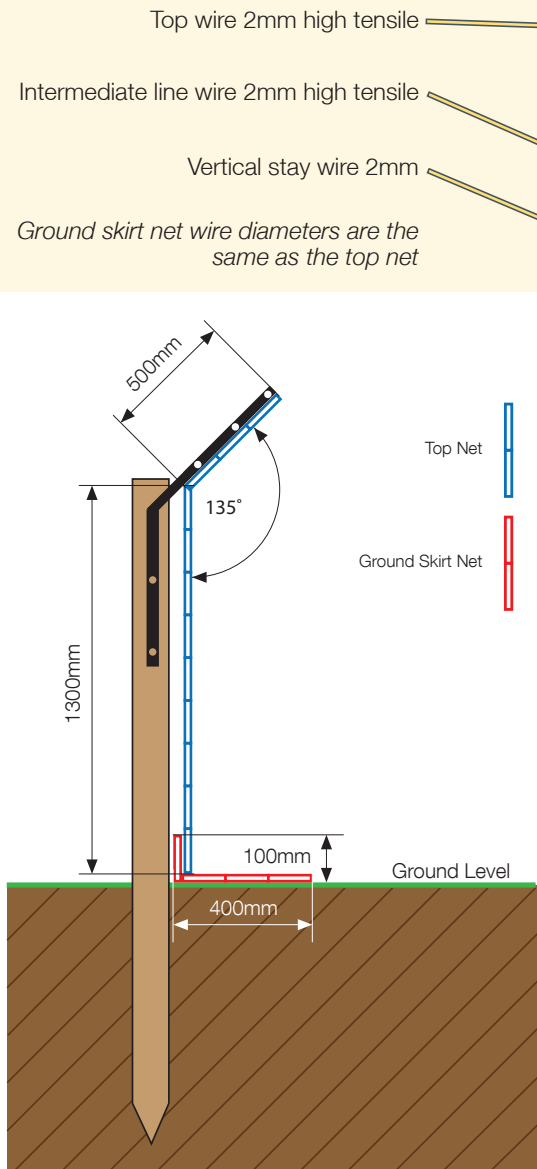
	<b>Top Net: RL19/180/5 C14</b>	<b>Ground Skirt Net: RL6/50/5 C5</b>
No. of Line Wires	19	6
Overall Height (cm)	180	50
Distance between stay wires (cm)	5	5
Top & bottom line wire specification	2mm dia - 1100-1250 N/mm <sup>2</sup>	2mm dia - 1100-1250 N/mm <sup>2</sup>
Intermediate line wire specification	2mm dia - 1100-1250 N/mm <sup>2</sup>	2mm dia - 1100-1250 N/mm <sup>2</sup>
Vertical stay wire specification	2mm dia - 695-850 N/mm <sup>2</sup>	2mm dia - 695-850 N/mm <sup>2</sup>
Average Weight per 100 Metre Roll (kg)	163.76	48.94
Material Composition	Heavily galvanised steel wire	Heavily galvanised steel wire

### Product Codes

100 metre roll	RZLH191809	RZLH065003
----------------	------------	------------

All measurements are approximate. It is the user's responsibility to check the product is suitable for the application. We reserve the right to change specifications without notification.

### Fence Configuration Detail



Information on ancillary items and tools can be found on the relevant data sheets.

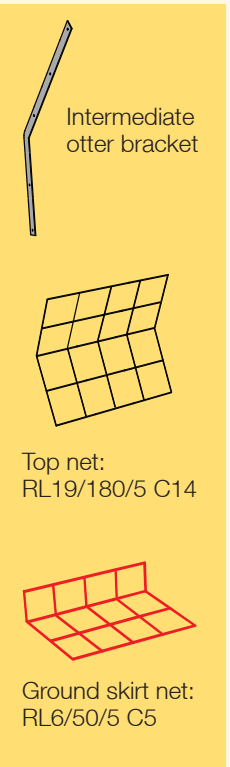
**Torus Knot**  
Manufactured with a high pressure bonded, smooth knot and a continuous vertical stay wire. The Tornado Torus offers optimal strength even in the most extreme environments.

**Hinge Joint**  
Enables the netting to be turned out or cranked for use in special applications.

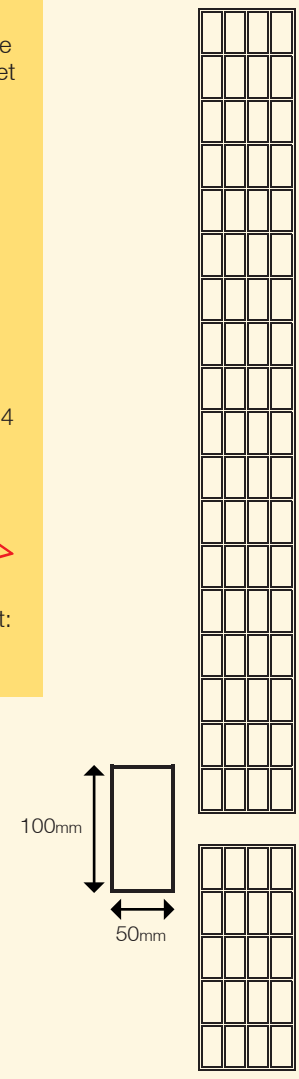
**Related Products**

- Plain wire
- Staples
- Cranked brackets
- Stock-ade staple gun
- Range of fence installation tools

*Top net and ground skirt net are clipped together every 600mm (approx.)*



### Line Wire Detail



Consistent vertical and horizontal wire spacing in both nets